




Shower-Ware® 500 Series Zenith Built-In Showers



538

CONTROLS
INSIDE

- Patented D697,591
- © Acorn Engineering Co. Fixture May Show Some Available Options



CSH-WSB Showerhead is
EPA WaterSense Certified

Please visit www.acorneng.com for most current specifications.

Zenith Built-In Showers

Shower consists of a Control Valve and a Showerhead. They are particularly suited for individual applications such as coach showers. Zenith Valve and Showerhead combinations feature the utmost in service desirability.

Riser piping between Valve and Showerhead is furnished by others. Valve Supply Inlets and Showerhead include 1/2" NCT socket connections. Air-Control Valves and Showerhead combinations include push-in type Tubing connections for PE (polyethylene) Riser Tubing provided and 1/2" NPS hose end Supply connections.

Control Valve body is heavy cast bronze and all wearing parts are contained in a replaceable Cartridge. Exposed surfaces are either polished stainless steel or triple chrome-plated. All exposed fasteners are tamper-resistant.

Showerhead is an Acorn Logan Wizard Showerhead and includes a built-in 1.6 GPM Flow Restrictor. Showerhead is mounted on a square Flange and is regularly furnished front drilled with stainless steel tamper-resistant screws. Connection to the water supply is made via an exclusive O-Ring Adapter for back inlet Showerheads.

GUIDE SPECIFICATION

Provide and install Acorn Zenith Built-In Showers (specify model number and options). Valve Body and Showerhead shall be solid brass with all exposed parts triple chrome-plated or polished stainless steel. Shower shall be provided with the following optional equipment: (e.g.-F Flow Control).



Shower-Ware®: 500 Zenith Built-In Showers

MODEL NUMBER AND OPTIONS SELECTION

SERIES (Must Specify)

5 Zenith

SUPPLY (Must Specify)

-3 Top or Bottom Supply

VALVE (Must Specify)

- 0 Electronic Valves, Single-Temp Metering (Must Specify Type Where Indicated Below)
- 6 Air-Control, Single Temperature Metering
- 8 T/P Temperature-Pressure Balancing Mixing Valve With Patented Ligature Resistant Tri-Lever Handle (ASSE 1016 Compliant)

ELECTRONIC VALVE SELECTION

Master-Trol® (Electronic)

- EVS1 Single Temp
- EVSP1 Single Temp, Piezo Button

Master-Trol® PLUS (Electronic)

- MTP1 Single Temp
- MTPP1 Single Temp, Piezo Button

Time-Trol® (Electronic)

- MVC1 Single Temp

Programmable (Electronic) w/9VDC Plug-In Transformer

- PPZ1 Single Temp Programmable Piezo Button

VALVE OPTIONS

- CI Cycle Interrupt for Time-Trol Valves
- LVR Lever Handle (-8 Valve)
- MV Metering Valve in Riser (Air-Control)
- PBH Hemispherical Pushbutton (-6 Valve or -MV)
- TF Transformer, 120VAC to 24VAC (-MVC option only)

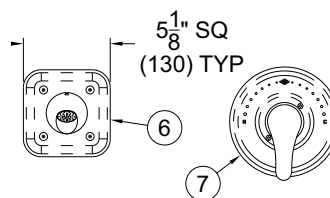
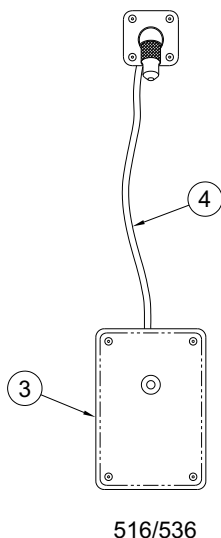
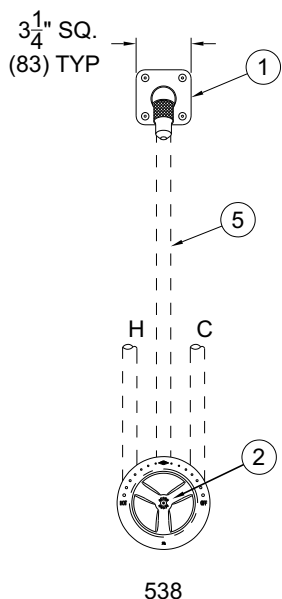
SHOWERHEAD OPTIONS

- A Anchor Plate (Included with -CSH, -CSH-WSB)
- B Back Plate, Wall Thickness _____ Wall Type _____
- BA Bent Arm
- CSH Conical Showerhead (Ligature Resistant)
- CSH-WSB WaterSense 1.5 GPM Conical Showerhead (Ligature Resistant)
- DIV-FX Diverter Valve with Handheld Shower & 60" Stainless Steel Hose
 - QD Quick-Disconnect
 - PSO -QD w/ Positive Shut-Off
- DIV-FH Diverter Valve with additional Fixed Head (Shower options specified apply to both Showerheads)
- F Flow Control
 - 2.0 GPM (Not Available For Use in California)
- FX Handheld Shower With 60" Stainless Steel Hose (In Lieu of Conventional Showerhead)
 - QD Quick-Disconnect
 - PSO -QD w/ Positive Shut-Off
- HL Hi-Lo Mounting Brackets (For Handheld Shower)
- MSH Multi-Stream Showerhead
- P Penal Showerhead
- Y Universal Ball Joint
- YY Lockable Universal Ball Joint
- WS Without Showerhead

PRODUCT OPTIONS

- D Surface Mounted Soap Dish
- GR24 24" Glide Rail (For -FX Handheld Shower. Shipped Loose for Wall Mounting)
- RD Recessed Soap Dish

Please visit www.acorneng.com for most current specifications.



Notes:

1. Flanged Showerhead
2. Valve Control Knob
3. Pushbutton Panel
4. 3/8" OD Low Density PE Tubing
5. 1/2" NCT Riser by Others
6. Optional -CSH Conical Showerhead, Shown for Reference
7. Optional -LVR Lever Handle for Type 8 Valve

WARNING: Cancer and Reproductive Harm - www.P65Warnings.ca.gov

Important: Installation instructions and current rough-in are furnished with each fixture. Do not rough in without certified dimensions. Dimensions are subject to manufacturer's tolerance of plus or minus 1/4" and change without notice. Acorn assumes no responsibility for use of void or superseded data. © Copyright 2006 Acorn Engineering Company	
Selection Summary Model No. & Option _____ Quantity _____	Approved for Manufacturing Company _____ Title _____ Signature _____ Date _____