



Shower-Ware® 700HC Series

Barrier-free Capital Column Showers Two to Six Station Models - Non ADA Compliant



752-HC-B21-Y

Fixture May Show Some Available Options



Please visit www.acorneng.com for most current specifications.

Barrier-free Capital Column Showers Two to Six Station Models - Non ADA Compliant

Column Shower is heavy gage, type 304 stainless steel with satin finish. Column showers are completely pre-piped to the valve, showerhead, and optional soap system. All Column Showers are hydrostatically tested to 150 PSI.

Barrier-free Station is located at Station #1 and includes a lever handle diverter valve for hand shower and fixed upper head. Hand shower includes 60" long stainless steel hose and mounting bracket. Diverter valve is located at 48" above the floor (6'-0" discharge). Barrier-free station includes welded vertical 24" grab bar.

NOTE: Shower does not conform with ADA Accessibility Guidelines for use as an Accessible Shower Station, due to requirements for a conforming Transfer Type or Roll-In Shower Stall.

(For conformance with Outdoor Rinsing Shower Guidelines, refer to www.Access-Board.gov.)

Showerheads are solid brass, triple chrome-plated and include a 1.6 GPM flow restrictor. The Acorn Logan Wizard Showerhead design provides self-cleaning with every use, and has an adjustable spray pattern from a coarse stream to a fine mist.

Bronze Manifolds and valve bodies are used for long life and maximum corrosion protection in all Column Showers. Fittings for connecting to 3/4" NCT inlets are furnished by others.

Control Valve type is indicated by selected Capital model number. All valves have replaceable cartridges, which contain all wearing parts and are serviced from the face of the shower for easy maintenance. Valve is tamper-resistant with an easy to close mechanism and low leverage handle to protect the operating parts from excessive torque. Control valve at Barrier-free station includes Lever Handle when applicable.

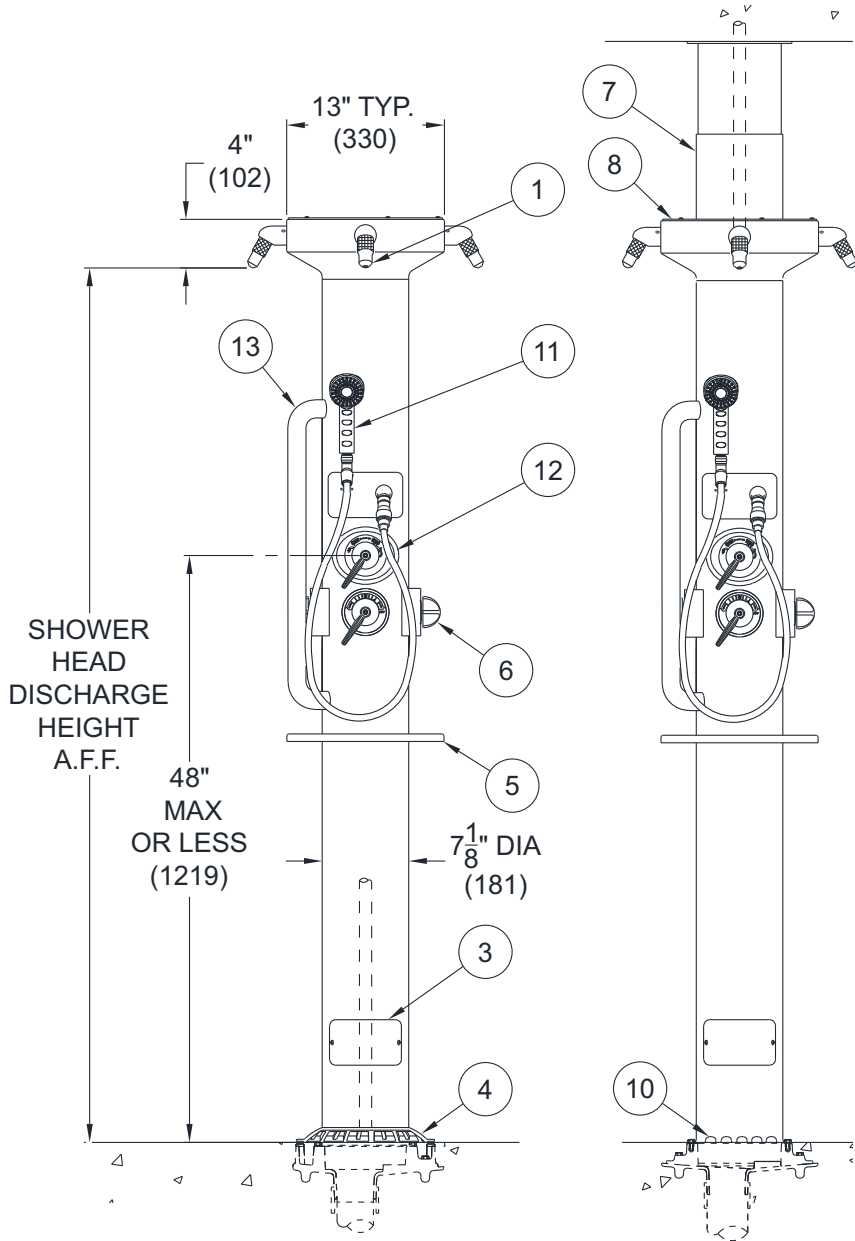
NOTE: Air-Control and Electronic Valves (-MVC, -EVS) must be located remotely or positioned above unit within -SC Supply Cover, 9 ft (108") ceiling minimum. Refer to appropriate factory installation detail for additional information.

Circular Soap Tray is furnished standard, except when optional Built-In Liquid Soap or Diana Privacy Compartments are specified.

Built-in Liquid Soap System (Non-ADA) is optionally available (in lieu of Circular Soap Tray) and includes Dispensers at each station with Built-in Tank.

Drain Base (provided standard) is cast iron with a rust preventative coating, and provides secure mounting for the column. Drains include Clamping Collar and 3" No-Hub Waste Outlet connection and may be specified with Dome Grate. Drains are offered for a 2" Vent Through the Column or Vented Off-line (Off Drain, in the Wall). Optional Supply Cover is recommended for Vent-Through Column. 4" No-Hub or Inside Caulk Waste are optionally available. When a separate Area Drain is to be utilized, an Acorn Drain Base may be embed to serve as Column anchoring base only (recommended) or the Column may be mounted directly to floor without Drain. Optional -LD Less Drain Slots are recommended for installations with Area Drains or if Drain Base isn't being used.

Fasteners. Acorn furnishes all exposed tamper-resistant fasteners necessary to complete the on-site shower assembly installation; however, supply cover ceiling fasteners are not furnished.



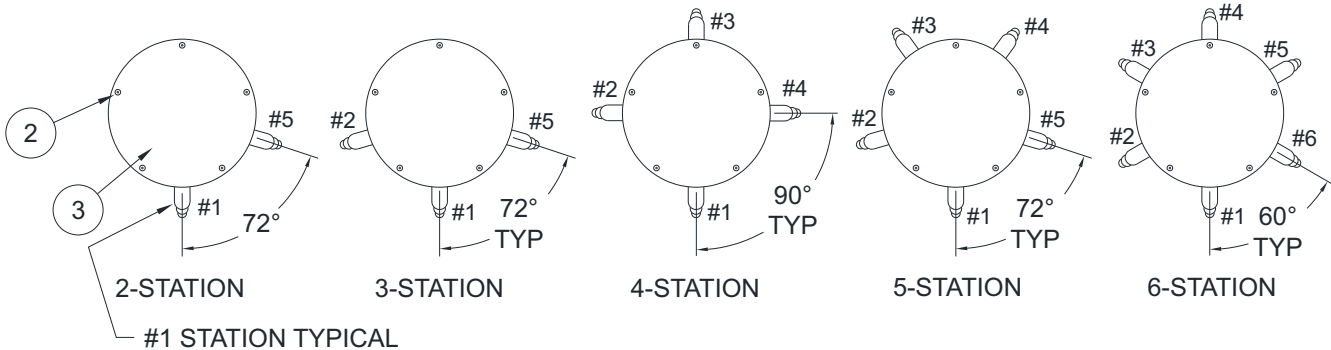
NOTES:

1. #1 Station Shower Head.
2. Tamper Resistant Fasteners.
3. Access Cover, Located at #1 Station.
4. Drain Base with Optional Dome Grate Style Shown.
5. Circular Soap Tray - Standard (Not Provided with -BS Built-in Soap and Diana Privacy Compartments).
6. Control Valve - Safti-trol Valve Shown.
7. Optional -SC Supply Cover.
8. Sprayhead Lid.
9. Optional -LD Less Drain Slots.
10. Drain Slots - Provided Standard.
11. Barrier-free Station Hand Shower Assy.
12. Diverter Valve, Lever Handle.
13. Stainless Steel Grab Bar

MODEL# 742HC-B11 SHOWN

MODEL# 742HC-T21 SHOWN

MODEL# 700-LD SERIES



SHOWER STATION LAYOUT AND REFERENCE DETAILS

(*NOTE: 2 and 3 Station Units use 5 Station Valve Manifold. Shower Station Numbers are Identified Accordingly)

Important: Installation instructions and current rough-in are furnished with each fixture. Do not rough in without certified dimensions. Dimensions are subject to manufacturer's tolerance of plus or minus 1/4" and change without notice. Acorn assumes no responsibility for use of void or superseded data. © Copyright 2006 Acorn Engineering Company

Shower-Ware®: 700HC Barrier-free Capital Column Showers - Non ADA Compliant



Showerhead Discharge Height

(Not Part of Model Number)

- 6'-0" 5'-6" 5'-0" Other (Specify) _____

MODEL NUMBER AND OPTIONS SELECTION

SERIES (Must Specify)

- 7 Barrier-free Capital Column Shower

NUMBER OF STATIONS (Must Specify)

- 2 3 4 5 6

VALVE (Must Specify)

- 0 Electronic Valves, Single-Temp Metering
(Indicate Electronic Valve Selection Below)
(Requires -SC Supply Cover or -VC Valve Cover)
- 2 Safti-Trol, H & C Pressure Balancing Mixing
- 6 Air-Control, Single Temperature Metering
(Requires -SC Supply Cover or -VC Valve Cover)

ELECTRONIC VALVE SELECTION

Master-Trol® (Electronic)

- EVS1 Single Temp
 -EVSP1 Single Temp, Piezo Button

Master-Trol® PLUS (Electronic)

- MTP1 Single Temp
 -MTPP1 Single Temp, Piezo Button

Time-Trol® (Electronic)

- MVC1 Single Temp

Programmable (Electronic) w/9VDC Plug-In Transformer

- PPZ1 Single Temp Programmable Piezo Button

SUPPLY BUILD (Must Specify)

- Bottom Supply
 Top Supply

DRAIN BASE TYPE (Must Specify)

Provided Standard 3" No-Hub Waste. Refer to Drain Options.

Bottom Supply:

- B11 Dome Grate, Clamping Collar, Vent Off Drain
 B15 Dome Grate, Clamping Collar, Vent Through Unit
 B21 Clamping Collar, Vent Off Drain
 B25 Clamping Collar, Vent Through Unit

Top Supply:

- T11 Dome Grate, Clamping Collar, Vent Off Drain
 T15 Dome Grate, Clamping Collar, Vent Through Unit
 T21 Clamping Collar, Vent Off Drain
 T25 Clamping Collar, Vent Through Unit

VALVE OPTIONS

- CI Cycle Interrupt for Time-Trol Valves
 -GG Unit Shutoff Valve
 -LVR Lever Handle (-2 Valve)
 -TC Thermostatic Controller
(Only available with B11, B21, T11, T21 drains)
(Requires -SC Supply Cover or -VC Valve Cover)
- TF Transformer, 120VAC to 24VAC (-MVC option only)

SHOWERHEAD OPTIONS

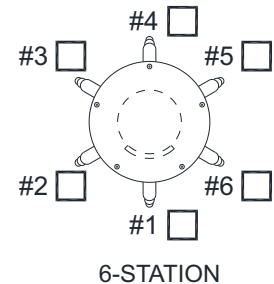
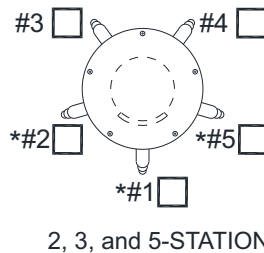
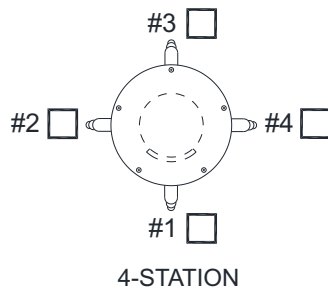
- FC Flow Control 2.0 GPM (Not Available in California)
 -MSH Multi-Stream Showerhead
 -P Penal Showerhead
 -QD Quick Disconnect for Hand Shower
 -PSO Positive Shut-Off
 -Y Universal Ball Joint
 -YY Lockable Universal Ball Joint

DRAIN OPTIONS

- BDF Bradley Drain Adapter Flange (N/A with -LD Option)
 -FO 4" No-Hub Waste Outlet (B11, B21, T11, T21 drains)
 -IC 3" Inside Caulk Waste (B11, B21, T11, T21 drains)
 -LD Less Drain Slots (For use with Area Drain)

PRODUCT OPTIONS

- BS Built-in Liquid Soap System (Less Circular Soap Tray)
 -CA Ceiling Anchor Plate for Supply Cover
 -CF Adjustable Column Flange
 -DS Diana Circular Privacy (See Diana Privacy Tab)
(Includes Less Circular Soap Tray)
- EG Enviro-Glaze Color, Specify _____
 -FS Foot Shower at One Station (**Specify Location Below**)
 -LCD Less Circular Soap Dish
 -LGB Less Grab Bar
 -MS Modular Privacy Compartments
(See Diana Privacy Tab)
- SC Supply Cover, Ceiling Height _____
(May be used for -Top Supply or for -Bottom Supply with -0 & -6 Valve Type or -TC Option)
 -VC Valve Cover to Conceal Optional Air Control / Electronic Valve &/or Thermostatic Controller with Bottom Supply (108" Min Ceiling Height)



SHOWER STATION NUMBER REFERENCE AND OPTIONAL -FS FOOT SHOWER LOCATOR

(*NOTE: 2 and 3 Station Units use 5 Station Valve Manifold. Shower Station Numbers are Identified Accordingly)

WARNING: Cancer and Reproductive Harm - www.P65Warnings.ca.gov

<p>Important: Installation instructions and current rough-in are furnished with each fixture. Do not rough in without certified dimensions. Dimensions are subject to manufacturer's tolerance of plus or minus 1/4" and change without notice. Acorn assumes no responsibility for use of void or superseded data. © Copyright 2006 Acorn Engineering Company</p>	
<p>Selection Summary</p> <p>Model No. & Option _____</p> <p>Quantity _____</p>	<p>Approved for Manufacturing</p> <p>Company _____ Title _____</p> <p>Signature _____ Date _____</p>