



Shower-Ware® 900 Series

Pylon Showers One to Four Station Models



946-FS

Fixture May Show Some Available Options

Please visit www.acorneng.com for most current specifications.

Pylon Showers One to Four Station Models

Pylon Shower is heavy gage, type 304 stainless steel with a #4 satin finish. Pylon Showers are completely pre-piped to the valve and shower head. All Pylon Showers are hydrostatically tested to 150 PSI.

Shower Heads are solid brass, triple chrome-plated and include a 1.6 GPM flow restrictor. The Acorn Logan Wizard Shower Head design provides self-cleaning with every use, and has an adjustable spray pattern from a coarse stream to a fine mist.

Control Valve type is Air-control Single Temperature Pushbutton Metering which allows for adjustable timing from 0 to 60 seconds. Fittings for connecting to 3/4" NPT pipe are furnished.

Anchor Plate (Mounting Base below grade) is cold rolled steel with a rust preventative coating, and provides a secure mounting for the Pylon. Inlet size is for a 3/4" NPT pipe connection. Refer to Installation Instructions for complete details.

Fasteners. Acorn furnishes all exposed tamper-resistant fasteners necessary to complete the on-site shower assembly installation.

GUIDE SPECIFICATION

Provide and install Acorn Pylon Showers (specify model number and options). Pylon shall be 14 gage, type 304 stainless steel with a satin finish. Pylon shall be factory pre-piped and hydrostatically tested to 150 PSI. Anchor base shall be heavy steel plate with a rust preventative coating. Shower head discharge height shall be (specify). Installation shall be made in accordance with manufacturer's recommendations and details.

Shower-Ware®: 900 Pylon Showers One to Four Station Models



Shower Head Discharge Height (Not Part of Model Number)

6'-0" 5'-6" 5'-0" Other (Specify) _____

MODEL NUMBER AND OPTIONS SELECTION

SERIES (Must Specify)

9 Pylon Shower

NUMBER OF STATIONS (Must Specify)

1 2 3 4 (Indicate Locations on Drawing Below)

VALVE CONTROL

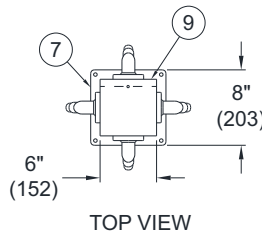
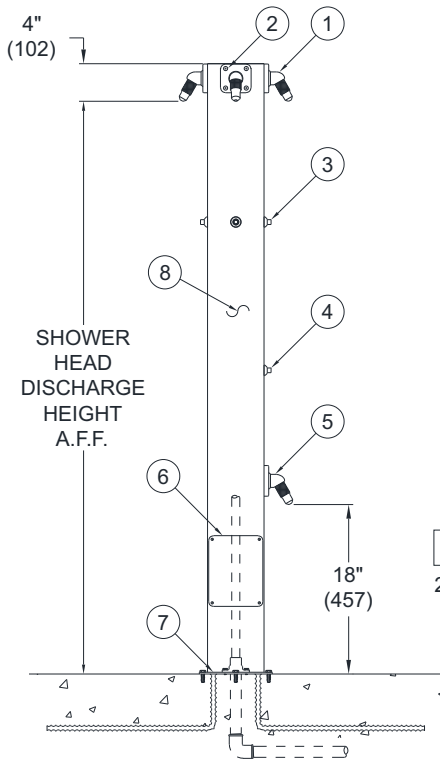
-6 Air-Control, Single Temperature Metering

PRODUCT OPTIONS

- EG Enviro-Glaze Color, Specify _____
Refer to <https://www.acorneng.com/enviro-glaze> for colors
- F Flow Control: Specify, (Showerheads Only)
 2.0 GPM (Not Available For Use in California)
- FS Foot Shower at One Station (only)
Specify Station # 1 2 3 4
(Indicate Locations on Drawing Below)
- FX Hand Shower With 60" Stainless Steel Hose
(In Lieu of Conventional Showerhead)
Station # 1 2 3 4
- QD Quick-Disconnect
- PSO -QD w/ Positive Shut-Off
- GG Unit Shutoff Valve
- HL Hi-Lo Mounting Brackets (-FX Handshower Only)
- MSH Multi-Stream, Ball Joint Shower Head
- P Penal Shower Head
- Y Universal Ball Joint
- YY Lockable Universal Ball Joint

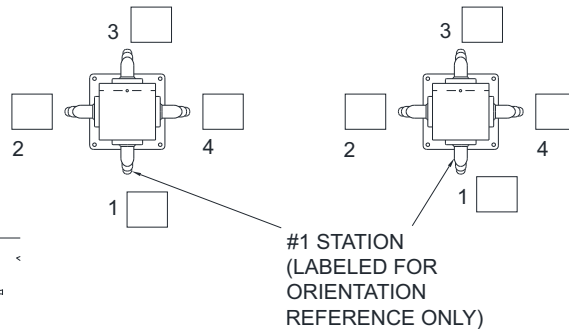
Please visit www.acorneng.com for most current specifications.

MODEL# 900-SERIES



IMPORTANT:
MUST CHECK BOX
FOR LOCATION OF
SHOWER HEADS

IMPORTANT:
MUST CHECK BOX
FOR LOCATION OF
-FS FOOT SHOWER OPTION



NOTES:

- 1. Shower Head.
- 2. Tamper Resistant Fasteners.
- 3. Air-Control Valve Pushbutton.
- 4. Optional (-FS) Valve Pushbutton.
- 5. Optional -FS Foot Shower Head.
- 6. Access Cover for -GG option.
- 7. Anchor Plate.
- 8. Number 1 station (opposite removable insert panel).
- 9. Removable insert panel face.

WARNING: Cancer and Reproductive Harm - www.P65Warnings.ca.gov

Important: Installation instructions and current rough-in are furnished with each fixture. Do not rough in without certified dimensions. Dimensions are subject to manufacturer's tolerance of plus or minus 1/4" and change without notice. Acorn assumes no responsibility for use of void or superseded data. © Copyright 2007 Acorn Engineering Company

| | |
|--|--|
| <p style="text-align: center;">Selection Summary</p> <p>Model No. & Option _____</p> <p>Quantity _____</p> | <p style="text-align: center;">Approved for Manufacturing</p> <p>Company _____ Title _____</p> <p>Signature _____ Date _____</p> |
|--|--|