



Dura-Ware® 1950LC Series

20" Rectangular Lavatory



1950LC-1-DMS-04-GT

Fixture May Show Some Available Options

Please visit www.acorneng.com for most current specifications.

20" Rectangular Lavatory

Fixture is arranged to be installed on a finished wall from the front side utilizing a concealed arm carrier by others. Fixture is fabricated of 16 gage, type 304 stainless steel and is seamless welded construction. Exterior has a #4 satin finish. Units may be punched for Faucet provided by others (Must specify punching required).

Vandal Resistance Details: Units are intended for commercial applications and provide moderate vandal resistance due to open bottom. For Enclosed Bottom when subject to high vandalism, refer to Model 1652FALRB.

Lavatory Rectangular Bowl is 14-1/2" x 9-1/2" x 6" deep. Lavatory deck has an integral self-draining soap dish. Lavatory includes 1-1/2" diameter drain punching to receive optional -GE or -GT grid strainer.

Available Lavatory Valves: Valve and Faucet/Spouts conform with lead free requirements for NSF61, Section 9, 1997 and CHSC 116875.

1. Air-Control pneumatically operated, pushbutton valve using atmospheric air. Pushbutton is vandal-resistant and requires less than 5 pounds to activate valve. Valve is direct acting, non-metering type and is optionally available as metering with non-hold open feature. Metering valve timing is adjustable from 5 to 60 seconds. Valve can be remotely located up to 10 feet from the operating pushbutton. Air-Control valve options require an accessible pipe chase for installation and service.
2. Centerset with gooseneck spout and wrist blade handles, Suffix -CSG.
3. Centerset with spout, Suffix -CSS.

GUIDE SPECIFICATION

Provide and install Acorn Dura-Ware 20" wide Rectangular Lavatory (specify model number and options). Fixture shall be fabricated from 16 gage, type 304 stainless steel. Construction shall be seamless welded. Exterior shall have a #4 satin finish. Lavatory deck shall have an integral air-circulating, self-draining soap dish. Installation shall be made in accordance with manufacturers recommendations and details. Installer shall provide all wall mounting hardware to include concealed arm carrier.



Dura-Ware® 1950LC : 20" Rectangular Lavatory

WALL THICKNESS AND TYPE (Must Specify)

Thickness _____ Type: Concrete Block Steel

MODEL NUMBER AND OPTIONS SELECTION:

BASE MODEL NUMBER

1950LC 20" x 15" Rectangular Lavatory

FIXTURE MOUNTING AND WASTE (Must Specify)

-1 Off-Floor, Wall Outlet

CONTROL TYPE (One Selection Below Required)

-9 Less Valve/Faucet by Others
(Must Specify Deck Punching)

CENTERSET FAUCET

(Includes -H24 Deck Punching provided as standard)

-CSG Faucet, Gooseneck Spout, Wrist Blade Handles

-CSS Centerset Faucet with Spout

VALVE SELECTION (Pushbutton & Deck Mounted Spout)

-03 Air-Control, Single Temp, Non-Metering

-03-M Air-Control, Single Temp, Metering

-04 Air-Control, H & C, Non-Metering

-04-M Air-Control, H & C, Metering

-MH Metering, Hot Side Only (-04 Valve Only)

-MVC1 Time-Trol - Single Temp

-MVC2 Time-Trol - Hot & Cold

-PPZ1 Programmable Piezo Button - Single Temp

-PPZ2 Programmable Piezo Button - Hot & Cold

SPOUT (Required with Valve Selection Above)

-DMS Deck Mounted Spout

DECK PUNCHING - Required for -9 Valve Control

(1-5/16" diameter holes provided standard)

-H1 Single Hole, on Center

-H24 4" Centerset; Two Holes

-H34 4" Centerset; Three Holes

-H28 8" Centerset; Two Holes*

-H38 8" Centerset; Three Holes*

*Eliminates soap dish depression when selected.

PRODUCT OPTIONS (Must Specify)

-AB Angle Braces

-BRS Brass Body Valve

-EE Elbow Enclosure

-EG Enviro-Glaze Color, Specify: _____

-FG 14 Gage Housing

-GE Grid Strainer w/Close Elbow 1-1/4"

-GT Grid Strainer w/Tailpiece 1-1/4"

-IS Integral Shelf

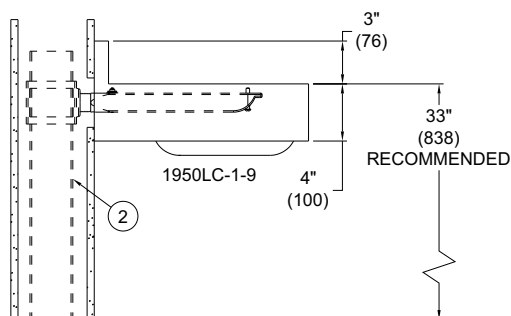
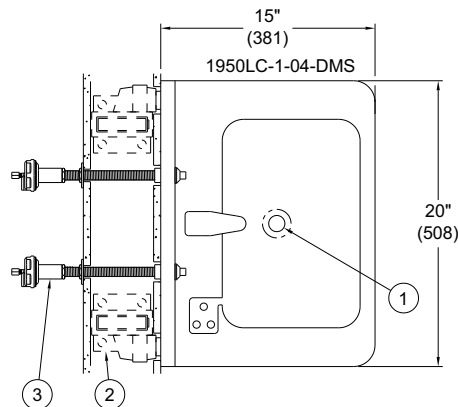
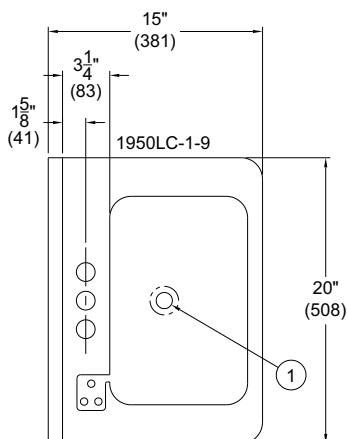
-OF Lavatory Overflow

-TE Trap Enclosure

-TF Transformer, 120VAC to 24VAC (-MVC Only)

-TPT Tubular P-Trap 1-1/4" x 1-1/2"

Please visit www.acorneng.com
for most current specifications.



NOTES:

1. LAVATORY DRAIN PUNCHING.
2. CONCEALED CARRIER ARMS (BY OTHERS).
3. PUSHROD ACTUATED AIR-CONTROL PUSHBUTTONS

WARNING: Cancer and Reproductive Harm - www.P65Warnings.ca.gov

<p>Important: Installation instructions and current rough-in are furnished with each fixture. Do not rough in without certified dimensions. Dimensions are subject to manufacturer's tolerance of plus or minus 1/4" and change without notice. Acorn assumes no responsibility for use of void or superseded data. © Copyright 2009 Acorn Engineering Company</p>	
<p style="text-align: center;">Selection Summary</p> <p>Model No. & Option _____</p> <p>Quantity _____</p>	<p style="text-align: center;">Approved for Manufacturing</p> <p>Company _____ Title _____</p> <p>Signature _____ Date _____</p>