




## Replace-Ware® 3342

Retrofit Surface Mounted Shower



3342-8MV-RD

Fixture May Show Some Available Options

Please visit [www.acorneng.com](http://www.acorneng.com) for most current specifications

### Replace-Ware - Surface Mounted Shower

**Shower** is arranged to be installed on finished wall and conceal existing exposed shower plumbing. Fixture is fabricated from 14 gage, type 304 stainless steel with a satin finish.

**Showerhead** is chrome plated brass, is vandal-resistant includes a built-in 2.2 GPM flow restrictor (not available in California, see Showerhead Options for alternate choices).. The nozzle threaded into the body and then locked into place by a set screw. The spray pattern can only be changed by use of an allen wrench inserted through the nozzle.

**Valve** is a pneumatically operated, pushbutton Air-Control valve using atmospheric air. Pushbutton is vandal-resistant and requires less than 5 pounds to activate valve. Valve is metering, non-hold open type. Valve timing is adjustable from 5 to 60 seconds. Valve includes a water-saving low flow restrictor (*must specify*) and can be remotely located up to 10 feet from the operating pushbutton. Valve conforms with lead-free requirements of NSF61, Section 9.

**Optional -8MV** is a Temperature / Pressure Balancing mixing valve is ASSE 1016 compliant with a Patented Ligature and Vandal Resistant Tri-Lever Handle and includes integral checks and a replaceable cartridge containing all moving parts and accessible from the front with a metering valve in riser.

**Regularly furnished** items include an Air-Control metering valve, mounting channel and a showerhead.

#### GUIDE SPECIFICATION

Provide and install Acorn Retrofit Surface Mounted Shower (specify model number and options). Shower panel shall be fabricated from 14 gage, type 304 stainless steel and shall have a satin finish. Trim shall be stainless steel or chrome-plated zinc. Shower valve shall be Air-Control, metering, non-hold open type. Fixture shall be furnished with necessary fasteners for proper installation.

# Replace-Ware® 3342 Retrofit Surface Mounted Wall Shower



### WALL THICKNESS AND TYPE (Must Specify)

Thickness: \_\_\_\_\_ Type:  Concrete  Block  Steel

### MODEL NUMBER AND OPTIONS SELECTION:

#### BASE MODEL NUMBER

-3342 Retrofit Surface Mounted Shower

### VALVE SELECTION (Must Specify)

#### Air-Control (Pneumatic)

- 03-M Single Temp, Metering
- 04-M Hot & Cold, Metering

#### T/P Mixing Valve (SV16)

- 8MV ASSE Compliant T/P Balancing Mixing Valve w/ Vandal Resistant Rear Mounted Tri-Lever Handle & Metering Valve in Riser

#### Master-Trol® (Electronic)

- EVS1 Single Temp
- EVS2 Hot & Cold
- EVSP1 Single Temp, Piezo Button
- EVSP2 Hot & Cold, Piezo Buttons

#### Master-Trol® PLUS (Electronic)

- MTP1 Single Temp
- MTP2 Hot & Cold
- MTPP1 Single Temp, Piezo Button
- MTPP2 Hot & Cold, Piezo Buttons

#### Time-Trol® (Electronic)

- MVC1 Single Temp
- MVC2 Hot & Cold

#### Valve By Others

- 9 Punched for Valve by Others

### SUPPLY (Must Specify)

- T Top
- W Wall

### VALVE OPTIONS

- BRS Brass Body Valve
- PBH Hemispherical Pushbutton
- TF Transformer, 120VAC to 24VAC (-MVC option only)

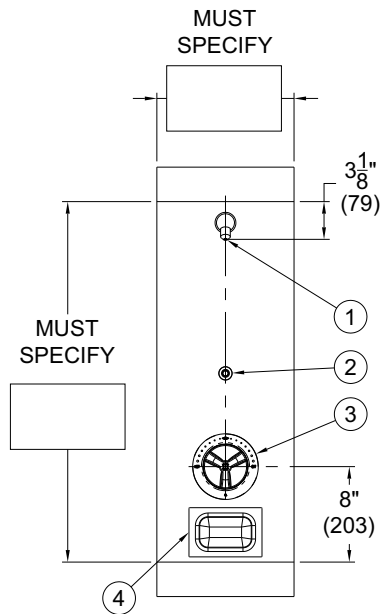
### SHOWERHEAD OPTIONS

- CSH Conical Showerhead
- F Flow Control
- 1.4 GPM  1.6 GPM
- 2.0 GPM (Not Available in California)
- PYY Penal Lockable Universal Ball Joint
- PZZ Penal Lockable Up-Down Ball Joint
- SSV Space Saver Showerhead with 20° Discharge

### PRODUCT OPTIONS

- D Surface Mounted Soap Dish
- RD Recessed Soap Dish
- SC Supply Cover, Ceiling Height \_\_\_\_\_

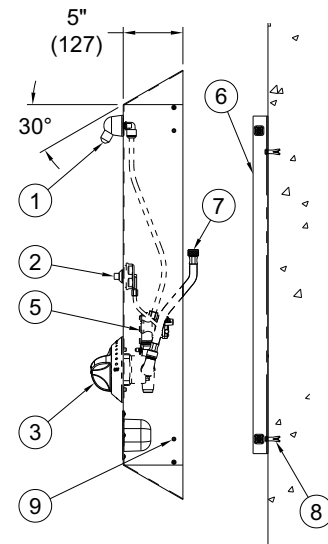
Please visit [www.acorneng.com](http://www.acorneng.com) for most current specifications



#### NOTES:

1. Penal Showerhead
2. Air-Control Pushbutton
3. Optional -8MV T/P Mixing Valve With Metering Valve in Riser, Vandal And Ligature Resistant Tri-Lever Handle
4. Optional -RD Recessed Soap Dish
5. Metering Valve In Riser
6. Wall Mounting Channel
7. 1/2" NPS Hose Supply Inlets
8. Installer Provided Wall Anchors And Anchoring Hardware
9. Vandal Resistant Fasteners

NOTE:  
INSTALLER RESPONSIBLE FOR MAKING UP CONNECTION(S) TO 1/2" NPS HOSE SUPPLY CONNECTION(S) ⑦.



### MODEL #3342-8MV-RD

**WARNING:** Cancer and Reproductive Harm - [www.P65Warnings.ca.gov](http://www.P65Warnings.ca.gov)

<p><b>Important:</b> Installation instructions and current rough-in are furnished with each fixture. Do not rough in without certified dimensions. Dimensions are subject to manufacturer's tolerance of plus or minus 1/4" and change without notice. Acorn assumes no responsibility for use of void or superseded data. © Copyright 2009 Acorn Engineering Company</p>	
<p style="text-align: center;">Selection Summary</p> <p>Model No. &amp; Option _____</p> <p>Quantity _____</p>	<p style="text-align: center;">Approved for Manufacturing</p> <p>Company _____ Title _____</p> <p>Signature _____ Date _____</p>