



Meridian® 3701 Series
Meridian® Stainless Steel Curved Front Uni-Basin - ADA Compliant



3701-1-H*

Fixture May Show Some Available Options

Please visit www.acorneng.com for most current specifications.

Meridian® Stainless Steel Curved Front Uni-Basin - ADA Compliant

Meridian® Stainless Steel Curved Front Uni-Basins are engineered to combine the look and feel of commercial-grade designer basins and countertops with the durability and economy of group fixtures. Each standard height Washbasin complies with ANSI, UFAS and ADA requirements. Compliance is subject to the interpretation and requirements of the local code authority.

Housing is heavy gage, type 304 stainless steel and is polished to a satin finish. Countertop, backsplash and housing feature fully welded, seamless corners.

Factory Installed Self-Rimming Basin is of a round design, (15-3/4" diameter x 5" deep) and includes a satin finish. Rim of basin is highlighted with a mirror finish. Basin includes grid strainer, waste piping and 1-1/2" P-trap.

-H Hand Operation includes backsplash mounted pushbutton and stainless steel tubular spout with 0.5 GPM flow control. Pushbutton Air-Control actuation provides adjustable metering up to 60 seconds.

-SO Sensor Operation includes infrared sensor actuated, deck mounted stainless steel tubular spout with 0.5 GPM flow control. Sensor / Solenoid are powered by a plug-in transformer provided and actuates an individual solenoid valve.

Mixing Valve delivers tempered water flow by compensating for pressure and temperature fluctuations and is ASSE 1070 compliant. Valve is to be field set to 105° Fahrenheit and includes strainers and integral checks. Operating range is 30 to 100 PSI.

Off-Floor Models include a trap enclosure to conceal hot and cold mixing valve assembly and P-trap. Enclosure is fabricated of heavy gage, type 304 stainless steel with a satin finish. Wall requires adequate backing to support Washbasin.

On-Floor Models include a pedestal base frame, enclosure and scuff panel fabricated of heavy gage, type 304 stainless steel with exposed surfaces having a satin finish. Enclosure conceals valve, piping, supply and waste connections. Pedestal base is wall mounted and supported on-floor. An enclosed bottom (- EB) is provided standard for on-floor models. **This option is NOT ADA Compliant.**

-PDM Pump Type Soap Dispenser is optionally available for liquid and lotion type soaps. Dispenser is deck mounted with an under-the-counter reservoir and top refill feature for ease of maintenance.

GUIDE SPECIFICATION:

Meridian® Stainless Steel Curved Front One-Person Washbasin by Acorn (Specify model number and options). Unit with 34" standard height rim to conform with ANSI, UFAS and ADA Accessibility Standards. Washbasin to include self-rimming round basin (15-3/4" diameter x 5" deep). Basin, countertop, backsplash, apron and trap enclosure to be constructed of heavy gage, type 304 stainless steel with satin finish. Basin to include contrasting mirror finish on rim. Operation: (Specify) Provide pushbutton actuated Air-Control metering valve with backsplash mounted stainless steel tubular spout. Washbasin to be furnished complete with the following: ASSE 1070 compliant temperature / pressure balancing mixing valve with strainers and integral checks, and 1-1/2" P-trap waste outlet.

* Patent 411,876

Meridian® 3701: Meridian® Stainless Steel Curved Front Uni-Basin - ADA Compliant



BASE MODEL NUMBER (Must Specify)

- 3701 Meridian® Stainless Steel Curved Front Uni-Basin

FIXTURE MOUNTING & WASTE (Must Specify)

- 1 Off-Floor, Wall Outlet
- 2 On-Floor, Wall Outlet (**Not ADA Compliant**)

OPERATION (Must Specify)

- 9 Punching for Valves & Spout by Others
- CSG 4" Centerset Faucet with Gooseneck Spout & Wrist Blade Handles includes -RLD & H34
- H Hand Operation, Backsplash Mounted Spout Standard
- PPZ Programmable Piezo Pushbutton Electronic Metering, Backsplash Mounted Spout Standard
- SO Sensor Operation, Deck Mounted Spouts, Must Specify Below
- SO-BAT Sensor Operation, Battery Powered, Deck Mounted Spouts, Must Specify Below (Batteries Not Included)

PRODUCT OPTIONS (Must Specify)

- DMJ Deck Mounted 'J' Spout
- DML Deck Mounted 'L' Spout
- DMP Deck Mounted Pushbutton
- EB Enclosed Bottom (Not Available w/ -SSN) (**Not ADA Compliant**)
- ECL Extended Countertop - Left Hand, Specify ____ (120" maximum overall width)
- ECR Extended Countertop - Right Hand, Specify ____ (120" maximum overall width)

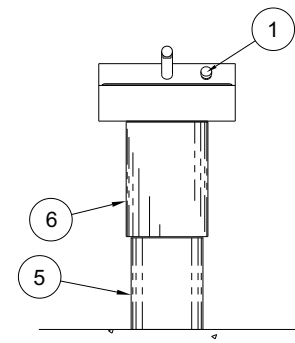
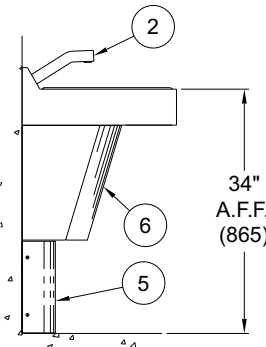
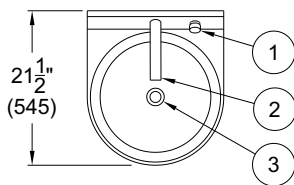
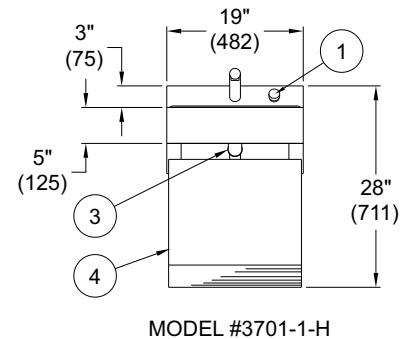
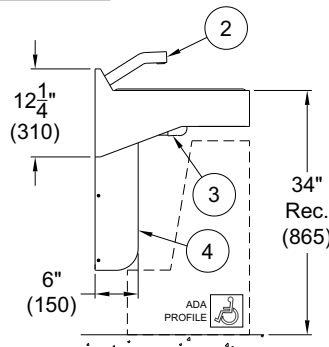
PRODUCT OPTIONS (cont.)

- EG Enviro-Glaze (Cabinet/Counter) Color: _____
- IB Integral Bowl
- JH 31" Junior Rim Height (**Not ADA Compliant**)
- LE Less Trap Enclosure
- MF Mirror Finish Basin
- OF Basin Overflow
- PDM Metering Liquid Soap Dispenser Drop-in "D" Shaped Basin (Specify Punching for -9, Valve by Others)
- H1 Single Hole Centered
- H24 Two Holes, 4" Centerset
- H34 Three Holes, 4" Centerset
- SES Scalloped Enclosure Style (-1 Off-Floor Models Only) (Standard w/-2 On-Floor Models)
- SSN 2-1/2" Stainless Steel Narrow Apron (-1 Off-Floor Models Only)
- ST Single Temperature Valve

Please visit www.acorneng.com for most current specifications.

NOTES:

1. Backsplash Mounted Pushbutton.
2. Backsplash Mounted Spout.
3. Grid Strainer with Close Elbow.
4. Trap Enclosure.
5. On-Floor Toe-Kick Pedestal.
6. Scalloped Enclosure Style.



WARNING: Cancer and Reproductive Harm - www.P65Warnings.ca.gov

<p>Important: Installation instructions and current rough-in are furnished with each fixture. Do not rough in without certified dimensions. Dimensions are subject to manufacturer's tolerance of plus or minus 1/4" and change without notice. Acorn assumes no responsibility for use of void or superseded data. © Copyright 2009 Acorn Engineering Company</p>	
<p style="text-align: center;">Selection Summary</p> <p>Model No. & Option _____</p> <p>Quantity _____</p>	<p style="text-align: center;">Approved for Manufacturing</p> <p>Company _____ Title _____</p> <p>Signature _____ Date _____</p>