



## Meridian® 3752 Series

Meridian® Corterra® Hi-Lo Dual-Basin - ADA Compliant



**CONTROLS**  
INSIDE

3752-1-HLL-SO-OCC11M

Fixture May Show Some Available Options



Please visit [www.acorneng.com](http://www.acorneng.com) for most current specifications.

### Meridian® Corterra® Hi-Lo Dual-Basin - ADA Compliant

**Meridian® Corterra® Hi-Lo Dual-Basins** are intended to be mounted to accommodate ADA. Hi-Lo Washbasins are constructed of Corterra® solid surface polymer resin and combine the look of granite and the feel of commercial-grade designer Basins. Adequate wall backing is required to support this wall mount, off-floor Washbasin fixture. When mounted at 34" from finished floor, one station would comply with ANSI, UFAS and ADA requirements. Alternatively, the unit may be mounted at the height recommended to comply with ADA requirements for children. Compliance is subject to the interpretation and requirements of the local code authority.

**P-Trap Enclosures** are included and conceal Hot & Cold Mixing Valve, Supply and Waste connections. Enclosures are fabricated of 18 gage, type 304 stainless steel with a satin finish engineered to provide a profile that complies with ADA.

**Mounting Brackets** are included and are of 11 gage galvanized or galvanized steel with rear Anchoring Slots. Adequate wall backing is required.

**Counter with Integral Basins** are constructed of Corterra® solid surface polymer resin. Fixture includes No-Drip Edges, Integral Overflow, Grid Strainers and continuous waste piping with single 1-1/2" P-Trap.

**-SO Sensor Operation** is standard, ADA compliant and includes Infrared Spout, 0.5 GPM Flow Control, Solenoid Valve with a MXTP Mixing Valve. A plug-in Transformer is included; however, for optional battery powered Sensors, a Battery Box is provided.

**T/P Balancing Mixing Valve** is ASSE 1070 compliant and delivers constant water flow by compensating for temperature and pressure fluctuations. Valve is to be field set to 105° Fahrenheit and includes Integral Checks and Screens to prevent cross-flow and contamination. Operating range is 30 PSI - 100 PSI.

**-PDM Pump Type Soap Dispenser** is optionally available for liquid and lotion type Soaps. Dispensers are deck mounted with under-the-counter Reservoirs and top refill feature for ease of maintenance.

**Unit Certification** complies with IAPMO IGC 156, CSA B45 Series, ASME A112.18.1/CSA B125.1

**Material Certification:** Corterra® physical properties are in compliance with CSA B45.5/IAPMO Z124 and ANSI/ISCPA SS-1 and is GREENGUARD Gold certified.

#### GUIDE SPECIFICATION

Meridian® Corterra® Hi-Lo Two-Person Washbasin by Acorn (Specify model number and options). Unit mounted with standard height conform with ANSI, UFAS and ADA Accessibility Standards. Counter and individual Integral Basins to be constructed of Corterra® solid surface polymer resin. Basins shall be located on 30" centers. P-Trap Enclosures to be constructed of heavy gage, type 304 stainless steel with satin finish. Washbasin to be furnished complete with -SO Sensor Operation & provide Solenoid Actuated Valves with deck mounted Infrared Spouts, ASSE 1070 Compliant Temperature/Pressure Balancing Mixing Valve with Integral Checks and continuous Waste with 1-1/2" single P-Trap.

# Meridian® 3752: Meridian® Corterra® Hi-Lo Dual-Basin - ADA Compliant



## BASE MODEL NUMBER

3752 Meridian® Corterra® Hi-Lo Dual-Basin

## FIXTURE MOUNTING & WASTE

-1 Off-Floor, Wall Outlet

## DECK / BASIN CONFIGURATION (Must Specify)

- HLR Hi-Lo-Right Side Hi Deck Configuration
- HLL Hi-Lo-Left Side Hi Deck Configuration

## OPERATION (Must Specify)

- 9 Less Spout and Valves  
(Must Specify Punching if Required)
- H Hand Operation with Deck Mounted Pushbutton
- PPZ Programmable Piezo Button Electronic Metering
- SO Sensor Operation with Deck Mounted Spout & ASSE 1070 T/P Valve (Standard)
- SO-BAT Sensor Operation, Battery Powered with Deck Mounted Spout & ASSE 1070 T/P Valve (Batteries Not Included)

## CORTERRA® COLOR OPTIONS (Must Specify)

Color: \_\_\_\_\_  
(Refer to <https://www.acorneng.com/corterra-solid-surface> for available colors)

## VALVE PUNCHING FOR VALVE BY OTHERS

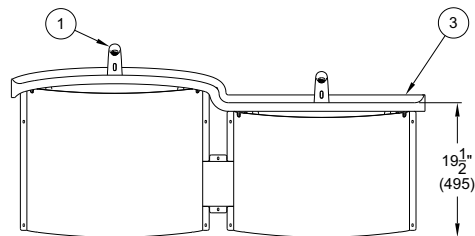
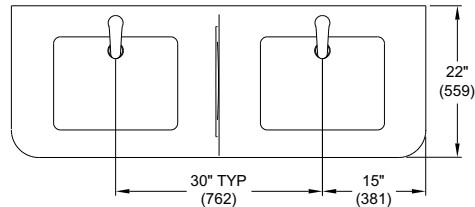
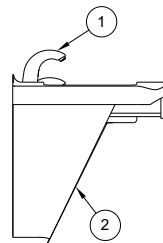
- (Must Specify with -9)  
(1-5/16" Diameter Hole Punching)
- H1 Single Hole; On Center
  - H24 4" Centerset; Two Holes
  - H34 4" Centerset; Three Holes
  - H36 6" Centerset; Three Holes
  - H38 8" Centerset; Three Holes

## PRODUCT OPTIONS

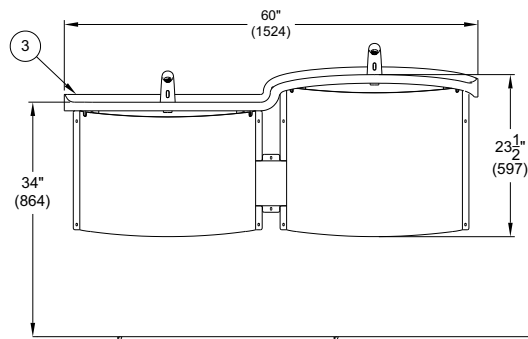
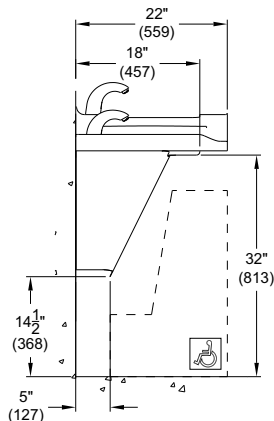
- EG Enviro-Glaze (Enclosure), Color: \_\_\_\_\_
- PDM Metering Liquid Soap Dispenser
- ST Single Temperature Supply

Please visit [www.acorneng.com](http://www.acorneng.com) for most current specifications.

- NOTES:  
1. DECK MOUNTED SENSOR OPERATED SPOUT  
2. P-TRAP & PIPING ENCLOSURE  
3. LOWER STATION ADA COMPLIANT WHEN INSTALLED 34" AT FINISHED FLOOR



MODEL# 3752-1-HLL-SO



MODEL# 3752-1-HLR-SO

**⚠ WARNING: Cancer and Reproductive Harm - [www.P65Warnings.ca.gov](http://www.P65Warnings.ca.gov)**

|                                                                                                                                                                                                                                                                                                                                                                               |                                                                                                                                         |
|-------------------------------------------------------------------------------------------------------------------------------------------------------------------------------------------------------------------------------------------------------------------------------------------------------------------------------------------------------------------------------|-----------------------------------------------------------------------------------------------------------------------------------------|
| <p><b>Important:</b> Installation instructions and current rough-in are furnished with each fixture. Do not rough in without certified dimensions.<br/>Dimensions are subject to manufacturer's tolerance of plus or minus 1/4" and change without notice. Acorn assumes no responsibility for use of void or superseded data. © Copyright 2009 Acorn Engineering Company</p> |                                                                                                                                         |
| <p style="text-align: center;"><b>Selection Summary</b></p> <p>Model No. &amp; Option _____</p> <p>Quantity _____</p>                                                                                                                                                                                                                                                         | <p style="text-align: center;"><b>Approved for Manufacturing</b></p> <p>Company _____ Title _____</p> <p>Signature _____ Date _____</p> |