



Shower-Ware® 470B Series

Three Station Showers



478B-W-RD



478BWH-W-RD

CONTROLS
INSIDE

Fixture May Show Some Available Options

• Patented D697,591
• © Acorn Engineering Co.

Please visit www.acorneng.com for most current specifications.

Three Station Showers

Housing is 18 gage, type 304 stainless steel with satin finish.

Supply Piping is flex hose with bronze or wrought copper fittings. Showerhead riser and valve supply inlet piping may differ. Supply stub-out is sized to provide adequate water to each head simultaneously. Piping is hydrostatically tested at 150 PSI.

Control Valve type is indicated by selected Apex model number. All valves have replaceable cartridges which contain all wearing parts and are serviced from the face of the shower for easy maintenance. Valve is tamper-resistant and may include an easy to close mechanism and low leverage handle to protect the operating parts from excessive torque.

Showerheads are solid brass, triple chrome-plated and include built-in 1.6 GPM flow restrictor. The Acorn Logan Wizard Showerhead design provides self-cleaning with every use, and has an adjustable spray pattern from a coarse stream to a fine mist.

Fasteners. Acorn furnishes all exposed tamper-resistant fasteners necessary to complete the on-site shower assembly; however, concealed wall fasteners or anchor shields are not furnished.

GUIDE SPECIFICATION

Provide and install Acorn Apex Three Station Showers (specify model number and options). Housing shall be 18 gage, type 304 stainless steel with satin finish. Showerhead shall be Acorn Logan Wizard with adjustable spray from a coarse stream to a fine mist. Showers shall be pre-piped and hydrostatically factory tested at 150 PSI. Showers shall be provided with the following optional equipment: (example -G Individual Stops). Installation shall be made in accordance with manufacturer's recommendations and details.

Shower-Ware®: 470B Three Station Showers



Showerhead Discharge Height (Not Part of Model Number)

6'-0" 5'-6" 5'-0" Other (Specify) _____

MODEL NUMBER AND OPTIONS SELECTION

SERIES (Must Specify)

4 Apex

TYPE (Must Specify)

-7 Three Station Showers

SUPPLY (Must Specify)

-T Top
 -W Wall

VALVE (Must Specify)

-0 Electronic Valves, Single-Temp Metering
 -6 Air-Control, Single Temperature Metering
 -8 T/P Temperature-Pressure Balancing Mixing Valve With Patented Ligature Resistant Tri-Lever Handle (ASSE 1016 Compliant)

ELECTRONIC VALVE SELECTION

Master-Trol® (Electronic)

-EVS1 Single Temp
 -EVSP1 Single Temp, Piezo Button

Master-Trol® PLUS (Electronic)

-MTP1 Single Temp
 -MTPP1 Single Temp, Piezo Button

Time-Trol® (Electronic)

-MVC1 Single Temp

Programmable (Electronic) w/9VDC Plug-In Transformer

-PPZ1 Single Temp Programmable Piezo Button

VALVE OPTIONS

-CI Cycle Interrupt for Time-Trol Valves
 -LVR Lever Handle (-8 Valves)
 -MV Metering Valve in Riser (Air-Control)
 -PBH Hemispherical Pushbutton
 -TF Transformer, 120VAC to 24VAC (-MVC option only)

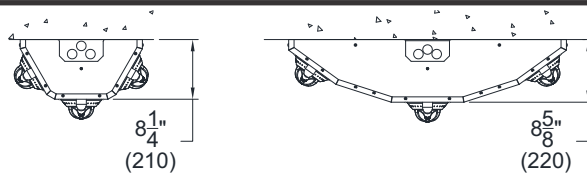
SHOWERHEAD OPTIONS

-CSH Conical Showerhead (Ligature Resistant)
 -CSH-WSA WaterSense 1.5 GPM Conical Showerhead
 -F Flow Control
 -FX Hand Shower With 60" Stainless Steel Hose (In Lieu of Conventional Showerhead)
 -QD Quick-Disconnect
 -PSO -QD w/ Positive Shut-Off
Specify Station: Left Center Right
 -MSH Multi-Stream Showerhead
 -P Penal Showerhead
 -Y Universal Ball Joint
 -YY Lockable Universal Ball Joint

PRODUCT OPTIONS

-BS Built-in Liquid Soap System
 -D Soap Dish
 -DS Diana Circular Privacy (See Diana Privacy Submittals)
 -EG Enviro-Glaze Color, Specify _____
 -FG 14 Gage Material Construction
 -RD Recessed Soap Dish
 -SC Supply Cover, Ceiling Height _____
 -SLPB Sloping Bottom
 -SLPT Sloping Top
 -WH Wide Housing

Please visit www.acorneng.com for most current specifications.

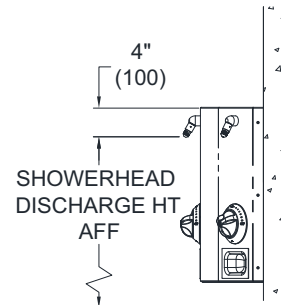
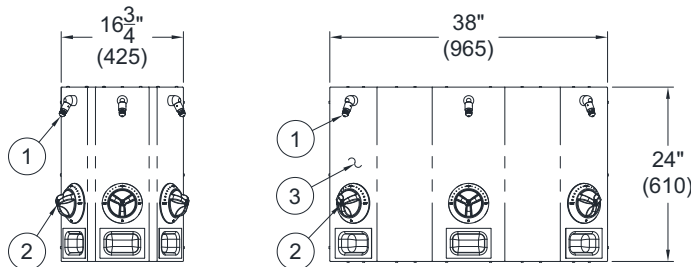


478B-W-RD

478B-W-RD-WH

NOTES:

1. SHOWERHEAD
2. T/P VALVE w/ STANDARD PATENTED TRI-LEVER HANDLE
3. OPTIONAL -WH WIDE HOUSING



WARNING: Cancer and Reproductive Harm - www.P65Warnings.ca.gov

<p>Important: Installation instructions and current rough-in are furnished with each fixture. Do not rough in without certified dimensions. Dimensions are subject to manufacturer's tolerance of plus or minus 1/4" and change without notice. Acorn assumes no responsibility for use of void or superseded data. © Copyright 2006 Acorn Engineering Company</p>	
<p>Selection Summary</p> <p>Model No. & Option _____</p> <p>Quantity _____</p>	<p>Approved for Manufacturing</p> <p>Company _____ Title _____</p> <p>Signature _____ Date _____</p>