

TERRAZZO

SHOWER BASES & MOP SINKS

BY ACORN ENGINEERING COMPANY®



SBR SERIES



TCR & TNC SERIES



SBC SERIES



SBS SERIES



TRH SERIES

TERRAZZO-WARE® SHOWER BASES & MOP SINKS



TERRAZZO

TERRAZZO OFFERS DURABILITY IN HIGH TRAFFIC APPLICATIONS, AESTHETIC APPEAL, AND SEVERAL CUSTOMIZATION OPTIONS. THE MATERIAL IS NON-POROUS AND PROHIBITS THE ACCUMULATION OF MOISTURE; ONLY MINIMAL CLEANING IS REQUIRED

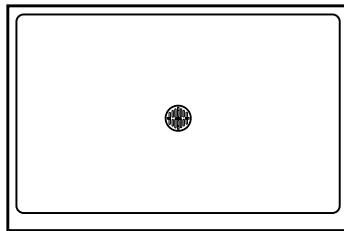
TO MAINTAIN ITS ATTRACTIVE APPEARANCE. TERRAZZO SHOWER BASES COME IN SEVERAL STANDARD SIZES AND CONFIGURATIONS, BUT THEY CAN ALSO BE CAST AND CUT INTO CUSTOM SIZES IF THE APPLICATION REQUIRES IT.

CHOOSE FROM OUR STANDARD PALOMINO TAN COLOR OR CUSTOM COLORS HYBRID ROSE, MIDNIGHT ROSE, OR PLATINUM GREY TO COMPLEMENT YOUR SURROUNDING DÉCOR.

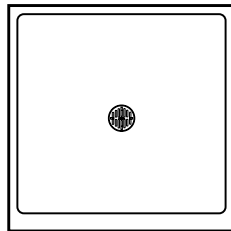
SPECIFY CUSTOM TERRAZZO AS EASY AS

1,2,3!

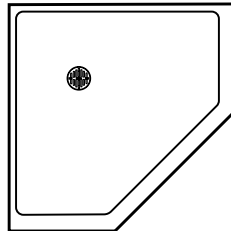
1. SELECT YOUR INTERIOR OR EXTERIOR DIMENSIONS.



RECTANGULAR SHOWER BASE
SBR Series and SBWA Series



SQUARE SHOWER BASE
SBS Series



CORNER SHOWER BASE
SBC Series

2. SELECT YOUR DRAIN LOCATION.*



**STAINLESS STEEL
STANDARD GRATE**
4925-305-199

STANDARD DRAIN LOCATION IS CENTERED.

*MODIFIED DRAIN LOCATION IS AVAILABLE UPON REQUEST.

3. SELECT YOUR STANDARD COLOR OR CUSTOM COLOR.



TERRAZZO SHOWER BASES



MODEL #	DESCRIPTION	DRAIN	WEIGHT (LBS.)
SBADA SERIES			
SBADA-36-3F	36"x36" ADA Compliant Roll-In	2"	425
SBADA-6036-3F	60"x36" ADA Compliant Roll-In	2"	470

SBR SERIES			
SBR-4236-3F	42"x36" Rectangular	2"	285
SBR-4836-3F	48"x36" Rectangular	2"	300
SBR-6036-3F	60"x36" Rectangular	2"	420

SBS SERIES			
SBS-36-3F	36" Square	2"	250
SBS-40-3F	40" Square	2"	300


SBC SERIES			
SBC-32-2F	32" Corner	2"	165
SBC-34-2F	34" Corner	2"	210
SBC-36-2F	36" Corner	2"	230
SBC-38-2F	38" Corner	2"	265
SBC-40-2F	40" Corner	2"	275

FIAT	STERN- WILLIAMS	FLORESTONE
ADATN3636	WDA-3400	400
ADATN6036	WDA-3420	400

4236 MFT	84	200
4836 MFTR	84.5	200
6036 MFTR	88.5	200

36 MFT	54	200
40 MFT	56	200

n/a	42	N/A
34 MFTC	43	350
36 MFTC	44	350
N/A	45	350
N/A	46	350



ADA COMPLIANT SHOWER BASE

SBADA SERIES

- One piece, precast Terrazzo provides flexibility in configuration and size.
- Integral drain and removable grid strainer allow for easy cleaning.

RECTANGULAR SHOWER BASE WITH INTEGRAL THRESHOLD

SBR SERIES

- Rectangular Terrazzo precast base is designed for durability and ease of installation
- Integral threshold allows for installation of a shower door
- Integral drain and removable grid strainer allow for easy cleaning

SQUARE SHOWER BASE WITH INTEGRAL THRESHOLD

SBS SERIES

- Square Terrazzo precast base is designed for durability and ease of installation
- Integral threshold allows for installation of a shower door
- Integral drain and removable grid strainer allow for easy cleaning

CORNER SHOWER BASE WITH INTEGRAL THRESHOLD

SBC SERIES

- Integral thresholds on three sides provide an attractive entry to the shower.
- Shower base surface is ground smooth and sealed to prevent leaks.
- Integral drain and removable grid strainer allow for easy cleaning.

Disclaimer: Acorn Engineering Company® provides information regarding comparable competitive products. These cross reference guides are for the convenience of our specifiers/clients only and do not imply the competitive items are an exact equivalent to the Acorn Engineering Company products in quality, approvals or features.

TERRAZZO MOP SINKS

MODEL #	DESCRIPTION	DRAIN	WEIGHT (LBS.)
TSH SERIES			
TSH-24	24"x24" Standard Height (12")	3"	225
TSH-3624	36"x24" Standard Height (12")	3"	312
TSH-36	36"x36" Standard Height (12")	3"	410
TSH-24-SSC	32"x32" Standard Height (12") with Stainless Steel Cap	3"	225
TSH-32-SSC	24"x24" Standard Height (12") with Stainless Steel Cap	3"	365
TSH-3624-SSC	36"x24" Standard Height (12") with Stainless Steel Cap	3"	312
TSH-36-SSC	36"x36" Standard Height (12") with Stainless Steel Cap	3"	410
TDF SERIES			
TDF-24	24"x24"x12" Drop Front	3"	215
TDF-32	36"x24"x12" Drop Front	3"	345
TDF-36	36"x36"x12" Drop Front	3"	420
TDF-24-SSC	32"x32"x12" Drop Front with Stainless Steel Cap	3"	215
TDF-32-SSC	24"x24"x12" Drop Front with Stainless Steel Cap	3"	345
TDF-3624-SSC	36"x24"x12" Drop Front with Stainless Steel Cap	3"	300
TDF-36-SSC	36"x36"x12" Drop Front with Stainless Steel Cap	3"	420
TCR & TNC SERIES			
TCR-28	28"x28"x12" Corner, Drop Front	3"	195
TNC-24	24"x24"x12" Corner, Drop Front	3"	200
TNC-32	32"x32"x12" Corner, Drop Front	3"	310
TNC-36	36"x36"x12" Corner, Drop Front	3"	385
TRH SERIES			
TRH-242410	24"x24"x10" Reduced Height	3"	190
TRH-363606	36"x36"x6" Reduced Height	3"	285

FIAT	STERN- WILLIAMS	FLORESTONE
TSB-200	SB-800	10
TSB-800	SB-200	10
TSB-600	SB-400	10
TSB-100	SB-900	80
TSB-300	SB-700	80
TSB-700	SB-300	80
TSB-500	SB-500	80
TSB-3010	HL-1800	90
TSB-3011	HL-1900	90
TSB-3012	HL-2000	90
TSB-3000	HL-1810	91
TSB-3001	HL-1910	91
TSB-3003	HL-2110	91
TSB-3002	HL-2010	8091
TSBCR-1100	CRS-2200	99
TSBC-1610	SBC-1700	95
TSBC-1611	SBC-1725	95
TSBC-1612	SBC-1750	95
TTB-2424	MTB-2424	5
SB-3636	EB-78	5



TERRAZZO STANDARD HEIGHT MOP SINK

TSH SERIES

- One piece, precast Terrazzo mop sinks provide flexibility in configuration and size as required of the building and specific installation
- Shoulders come standard without caps, exposing the natural Terrazzo finish, optional cap available
- Integral drain and removable grid strainer allow for easy cleaning



TERRAZZO DROP FRONT MOP SINK

TDF SERIES


- Front shoulder is dropped 6" to allow easier bucket tipping
- Terrazzo precast mop sink is designed for durability and ease of installation
- Integral drain and removable grid strainer allow for easy cleaning



TERRAZZO CORNER MOP SINKS

TCR & TNC SERIES

- Corner mop sinks are precast and designed in corner round (TCR) or neo-corner models (TNC, shown)
- Front shoulder is dropped 6" to allow easier bucket tipping
- Integral drain and removable grid strainer allow for easy cleaning



TERRAZZO REDUCED HEIGHT MOP SINK

TRH SERIES

- Reduced height units that are 6" or 10"
- Shoulders come standard without caps to expose the natural Terrazzo finish
- Integral drain and removable grid strainer allow for easy cleaning

ACORN ENGINEERING COMPANY® | 15125 PROCTOR AVENUE, CITY OF INDUSTRY, CA 91746 USA
 P (800) 488-8999 | P (626) 336-4561 | F (626) 961-2200 | ACORNENG.COM

L1001398
 08/18

INNOVATIVE SPIRIT AND ENGINEERING FOUNDATION

"What sets us apart from competitors is our engineering and spirit. We have a 'can-do' spirit. If you ask us to do something, we will do it or figure out how to do it. That's the part our customers like, that's the part we like."
 - Don Morris, President and CEO



BRANDS BUILT TO LAST!™

morrisgroup.co